



# KNOW YOUR MONEY



De La Rue  
February 2017

Trinidad & Tobago





# AGENDA



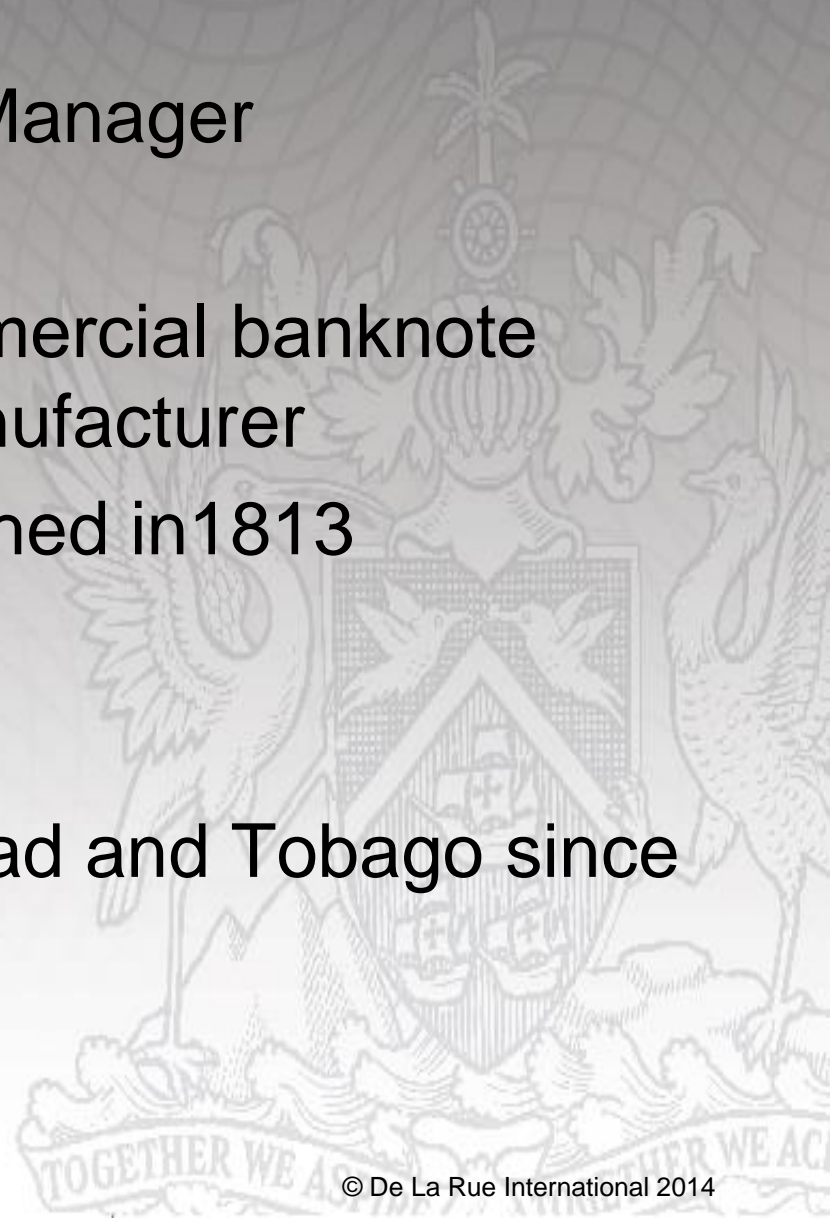
1. Introduction
2. TT dollars in circulation
3. Overview of banknote production
4. How to authenticate banknotes





# INTRODUCTION

- Barnaby Dicks - Regional Manager
- De La Rue
  - The world's largest commercial banknote printer and passport manufacturer
  - British company established in 1813
  - FTSE 250
  - Involved in 140 countries
  - Collaboration with Trinidad and Tobago since 1907





# AGENDA

1. Introduction



2. TT dollars in circulation

3. Overview of banknote production

4. How to authenticate banknotes







# TT dollars in circulation

Scarlet  
Ibis



Point Lisas  
Industrial Estate



Mot Mot  
Bird



Market Scene



Cocrico



Port Scene



Humming  
Bird



Steel pan



Red-capped  
Cardinal



Carnival  
masquerader



Bird  
of Paradise



Marine Oil  
Platform





# CHOGM \$100 Note – Front and back



**Issued to commemorate the Commonwealth Head of Government Meeting (CHOGM) November 27-29, 2009**

*The \$100 CHOGM remains legal tender after the conclusion of the meeting in November 2009 and continues to co-circulate with the existing currency notes*

*which also remain legal tender*





# **\$50 commemorative banknote (June 2012)**



**\$50 commemorative banknote is a limited series and remains legal tender and continues to co-circulate with the existing currency notes**





# **\$50 commemorative banknote Dec 2014**



**\$50 commemorative banknote is a limited series and remains legal tender and continues to co-circulate with the existing currency notes**







# TT dollars in circulation

**TT dollar banknotes contain elements common to all banknotes:**

- **The name of the issuing authority**
- **A statement that the note is legal tender**
- **The signature of an officer from the issuing authority**
- **Front - A bird of national interest and the Coat of Arms**
- **Reverse - Scene on the back with the “Twin Towers” with exception of CHOGM \$100 POS International Waterfront Centre**





# TT dollars in circulation

- Have unique and different colours for each denomination
- 3 series

- 1985 series notes

Signatures of Euric Bobb, William Demas, Ainsworth Harewood and Winston Dookeran

- 2002 series notes

Signatures of Winston Dookeran, Ewart Williams

- 2006 series notes (95% of notes in circulation)

Signature of Ewart Williams, Jwala Rambarran and Alvin Hilaire

- 2015 polymer note

Signature of Jwala Rambarran



# AGENDA

1. Introduction

2. TT dollars in circulation



3. Overview of banknote production

4. How to authenticate banknotes







# BANKNOTE PRODUCTION

Do *YOU* Know ?

- *Where* are Trinidad and Tobago banknotes made?
- *What* are they made of ?
- *How* are they made ?





# Where are they made ?



De La Rue Currency  
Paper Mill, Overton





# Where are they made ?

Westhoughton,  
Lancashire  
Security Threads  
Polymer/Hologram

Overton,  
Hampshire  
De La Rue  
Currency HQ  
Banknote  
Paper




Gateshead,  
Tyne & Weir  
Banknote  
Printing

Debden,  
Essex  
Banknote  
Printing



# What are they made of ?

Cotton (Paper) \$1,5,10,20,100  
Polymer \$50



Metallic foil



Inks  
(4 Processes)



Coated Plastic  
(Security Thread)





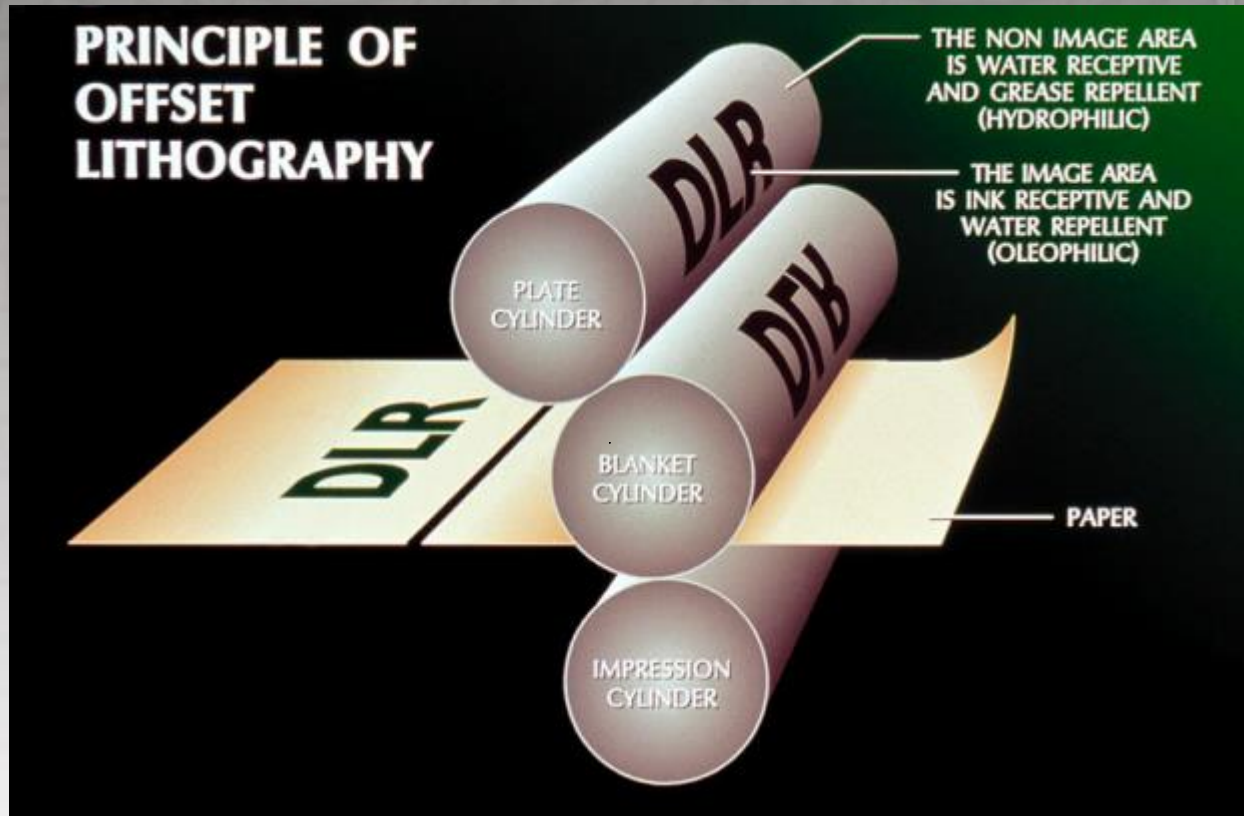
# Printing

1. Offset (Lithographic)
2. Screen print
3. Direct Print (Intaglio)
4. Letterpress
5. Foiling
6. Varnishing – polymer





# Print process 1: Offset (Lithographic) Printing







# 1. Offset (Lithographic) Printing

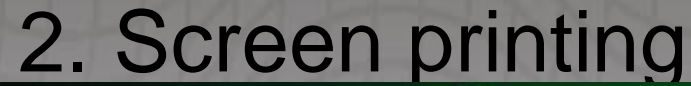


Pyramid®



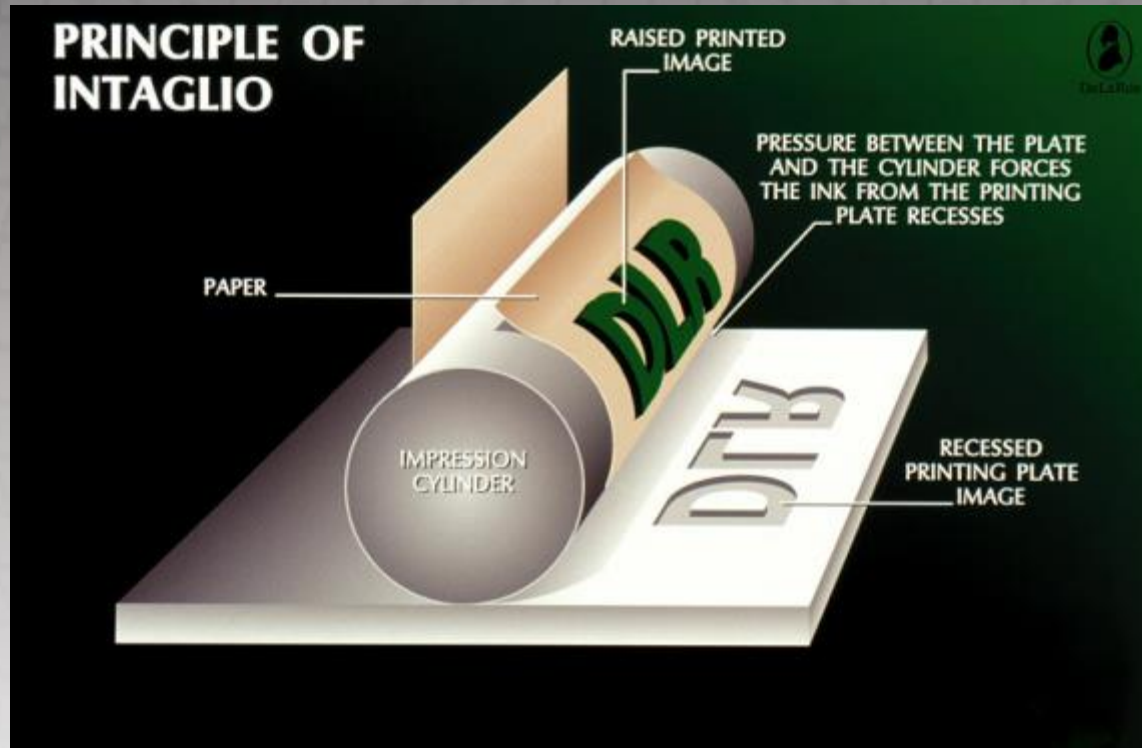
Duplex







### 3. Intaglio (“DP”) Print







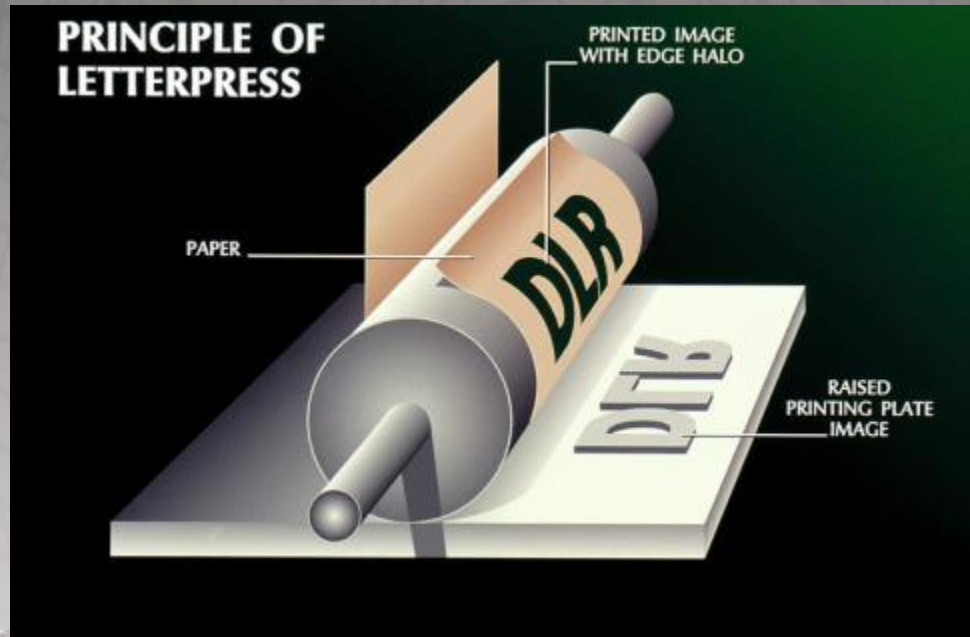
### 3. Intaglio (“DP”) Print





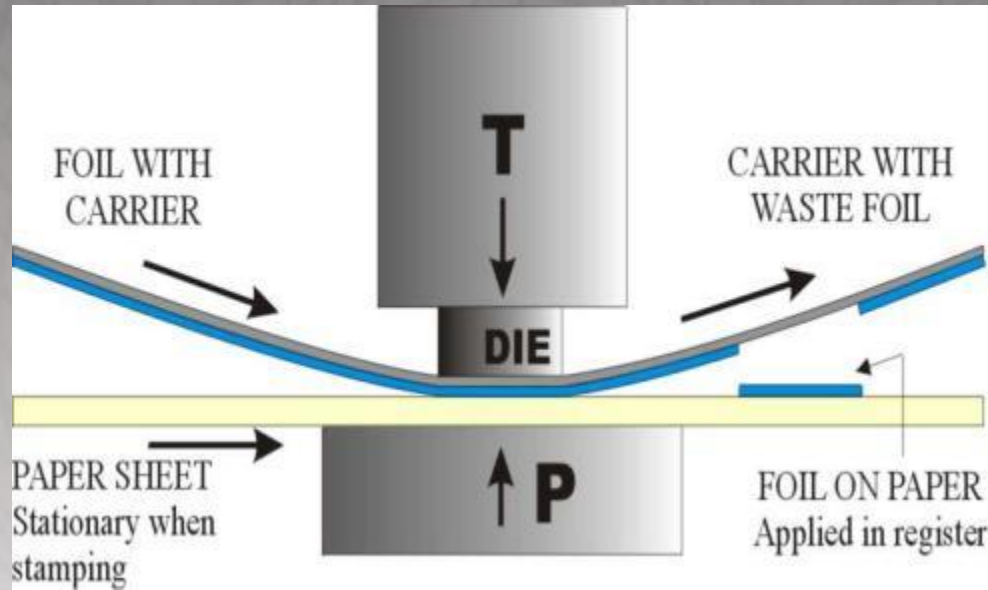


## 4. Letterpress (Numbering) Print






# 5. Foil application







## 6. Varnishing (polymer)







# AGENDA

1. Introduction
2. TT dollars in circulation
3. Overview of banknote production
4. How to authenticate banknotes





# HOUSE RULES

During this presentation you will be LOANED:

- Ultra-violet lights
- Magnifiers
- Specimen Banknotes

Please ensure that these are returned at the end of the sessions.

**THANK YOU FOR YOUR COOPERATION!**





# Top tips:

1. Examine the specimen banknotes
2. Hold up to the light and look for:
  - i) Watermark/Window(Individual bird)
  - ii) Electrotpe/Mask ( e.g. “20”/ “50”)
  - iii) Security thread (CBTT + denomination e.g. “100”)
3. Tilt (Hologram 100/ Spark Orbital 50)
4. Use UV lamps and magnifying lenses wherever possible



# How to authenticate your banknotes

**FEEL**

**LOOK**

**TILT**

**CHECK**








# How to authenticate your banknotes

- How do I know if a note is genuine?
  - Feel the paper note: smooth, crackly
  - Intaglio gives a bumpy relief printing





# How to authenticate your banknotes

- How do I know if a note is genuine?
  - Feel the note
  - **Look**
    - In paper for the watermark (individual bird) and electrotpe (individual denomination)
    - In polymer for the window and mask feature








# How to authenticate your banknotes

- How do I know if a note is genuine?
  - Feel the note
  - Look for the watermark (individual bird) and for the electrotpe (individual denomination)
  - **In paper for the security thread**





- ne?
- individual bird)
- individual denomination)
- m and spark orbital**
- 







# How to authenticate your banknotes

- How do I know if a note is genuine?
  - Feel the note
  - Look for the watermark (individual bird)
  - Look for the electrotpe (individual denomination)
  - Look for the security thread
  - Tilt the note for the hologram
  - **Check for UV-reactive elements**





# CHECK - UV

Paper



Polymer

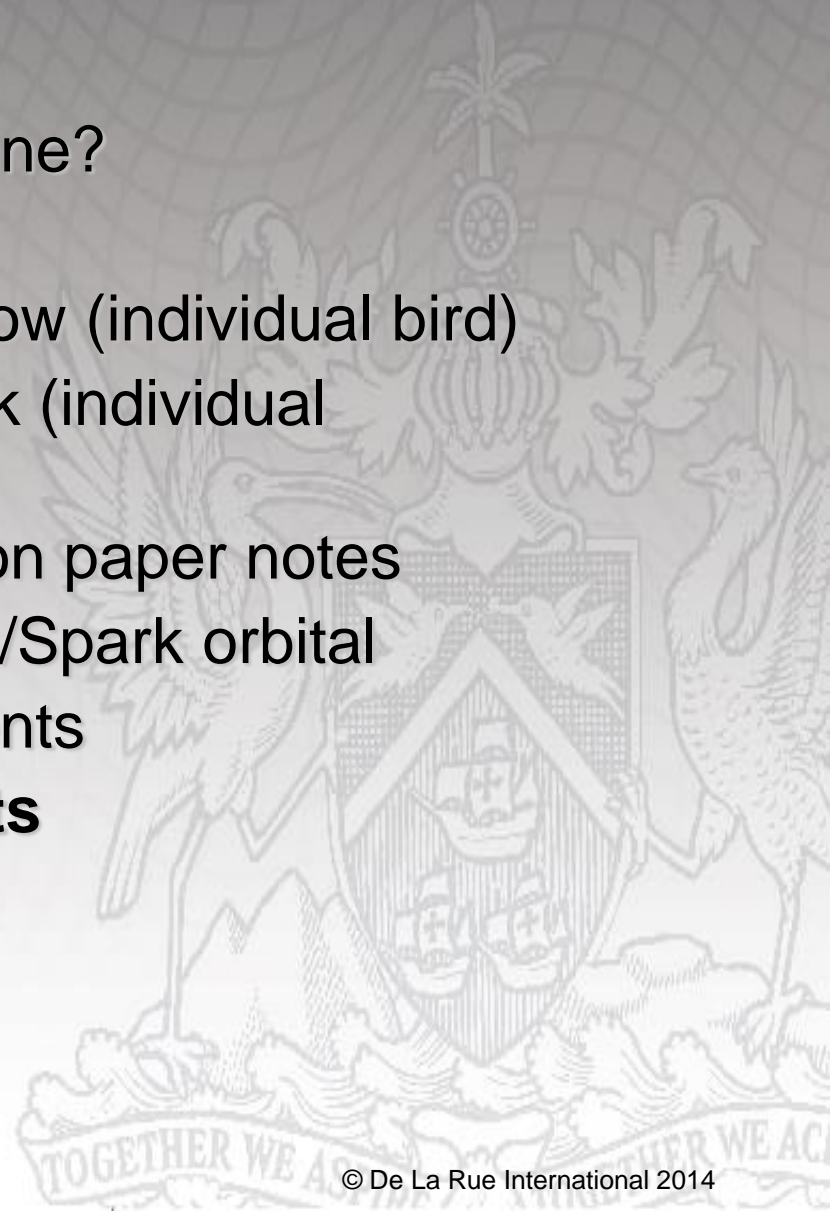






# How to authenticate your banknotes

- How do I know if a note is genuine?
  - Feel the note
  - Look for the watermark/window (individual bird)
  - Look for the electrotpe/mask (individual denomination)
  - Look for the security thread on paper notes
  - Tilt the note for the hologram/Spark orbital
  - Check for UV-reactive elements
  - **Check for fine lines not dots**





# AGENDA

1. Introduction
2. TT dollars in circulation
3. Overview of banknote production
4. How to authenticate banknotes







# Final word

- Counterfeiting is a permanent threat but prominent security features assist in early detection of counterfeits.
- If you receive a counterfeit pass it immediately to your superiors at work, or to the Police
- Remember it is illegal to use or pass on counterfeits!

Central Bank contact details:

Telephone: +1 868 625 4835 extension 2343/2541

THANK YOU!